

Iridium GO! Quick Connect Guide




Explorer Satellite
Communications
www.explorersatellite.com

Explorer Satellite Customer Care:
+1 (954) 763-8650 / support@explorersatellite.com
Speed dial 8650 from the GO! (voice only, this is a free call)

Iridium GO! Overview



Connect Smartphone Wi-Fi / Launch Iridium GO! App



Iridium GO! App Home Screen

- 1. Download the free Iridium GO! App:** You MUST HAVE THE APP ON YOUR SMARTPHONE (Android and Apple only)! Ensure it is installed/working prior to leaving civilization.
- 2. PLEASE GO OUTSIDE:** The Iridium GO! antenna must have a clear view of the sky.
- 3. Power on the Iridium GO!** by raising the antenna. Wait for the Iridium GO! to register.
- 4. In your smartphone WiFi settings, select the IRIDIUM-XXXXX wireless network.** The Iridium GO! antenna must be in the up position for this to appear.

- 5. Launch the Iridium GO! APP.** Login to the default account:

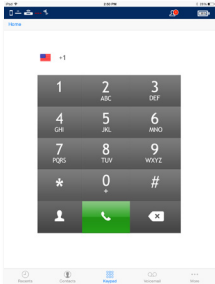
Username: guest
Password: guest

Satellite signal strength will be displayed in the upper left hand corner, please wait for at least 3 bars of signal before attempting to place a call or send text.





Phone Keypad Screen



Country Code/Flag Screen

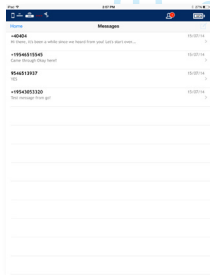


Iridium GO! App Screenshots

Messaging Screen



Messaging Home Screen



Placing Calls From the Iridium GO! via Smart Phone

Dial 00 [Country Code] [Area Code] [Telephone Number]

Tap "Call" from within the Iridium GO! App. Tap the globe/flag icon to the left of the number entry field to select which country you are dialing to. Enter the full number starting with the area code and tap the green phone receiver icon to place the call. When accessing your smartphone's contacts from the Iridium GO! app, you must still add the 00 prefix and country code if not present.

Text Messaging with the Iridium GO!

Select "Message" from the App and either tap to reply to an existing message or select the new message icon in the upper right hand corner. SMS messages may also be sent to email addresses from the GO! and will appear as email to the receiving party. Should they reply from their email, they must omit email signatures. Calls made to your satphone are billed to the party placing the call by their long distance/mobile carrier.

Note: Texts and calls to a mobile phone number must be entered in the following format: 00 [Country code] [area code] [telephone number]. For example: to text/call a US number enter 001-xxx-xxx-xxxx.

IMPORTANT: Direct texts/calls to 8816 numbers will likely incur extra charges to the person texting/calling the GO! by their long distance/mobile carrier.